




Can Blau Blau

Lively red berry and Asian spice aromas are deepened by notes of mocha and licorice. Taut and linear on the entry, then fleshier in the middle, offering fresh raspberry and cherry compote flavors and a touch of succulent herbs.



Can Blau Blau

Lively red berry and Asian spice aromas are deepened by notes of mocha and licorice. Taut and linear on the entry, then fleshier in the middle, offering fresh raspberry and cherry compote flavors and a touch of succulent herbs.




Can Blau Blau

Lively red berry and Asian spice aromas are deepened by notes of mocha and licorice. Taut and linear on the entry, then fleshier in the middle, offering fresh raspberry and cherry compote flavors and a touch of succulent herbs.




Can Blau Blau

Lively red berry and Asian spice aromas are deepened by notes of mocha and licorice. Taut and linear on the entry, then fleshier in the middle, offering fresh raspberry and cherry compote flavors and a touch of succulent herbs.



Can Blau Blau

Lively red berry and Asian spice aromas are deepened by notes of mocha and licorice. Taut and linear on the entry, then fleshier in the middle, offering fresh raspberry and cherry compote flavors and a touch of succulent herbs.



Can Blau Blau

Lively red berry and Asian spice aromas are deepened by notes of mocha and licorice. Taut and linear on the entry, then fleshier in the middle, offering fresh raspberry and cherry compote flavors and a touch of succulent herbs.



Can Blau Blau

Lively red berry and Asian spice aromas are deepened by notes of mocha and licorice. Taut and linear on the entry, then fleshier in the middle, offering fresh raspberry and cherry compote flavors and a touch of succulent herbs.



Can Blau Blau

Lively red berry and Asian spice aromas are deepened by notes of mocha and licorice. Taut and linear on the entry, then fleshier in the middle, offering fresh raspberry and cherry compote flavors and a touch of succulent herbs.